

CELLA

W46S BLACK



Appliance Designation	Wine Storage
GTIN	5061068710008
EEL Class	F
Rated EEL	123.6
Noise Level dB(A)	37
Noise Class	C
Rated annual energy consumption	104 (kWh/annum)
Climate Class	N
Compressor	Embraco inverter compressor
Refrigerant	R600a
Fan Assisted Cooling	Yes
Ventilation Required	Plinth Ventilation
Temperature Range	5-20°C
Zone Type	Single Zone
Defrosting Type	Manual
Installation	Freestanding / Built-in
Door	Black glass door / 2 layer Low-E glass
Door Handle	Recessed handle
Door Open Direction	From left side
Reversible Door	Yes
Door-Open Alarm Function	Yes
Lock	Yes
Capacity (L)	127
Standard Storage Quantity	46 Bottles
Shelves	5pcs beech wood shelves
Shelf Type	Telescopic - 80% extendable
Light	Warm White LED - 4000K
Auto. Lighting Function	Included
Control	LCD Touch Control Panel
Control Display Colour	White
Charcoal Filter	Included
Carbon Filter	Yes - replace every 12 months
Heating Ability	Yes
Internal Humidity	50 - 85%
Vibration Free	Yes
Power Lead Length	1.5m
Adjustable Feet	Yes - 70mm
Warranty	3 Years Parts & Labour

Body Dimension / Weight


W595 x D570 x H820mm

42(kg)

Packing Dimension / Weight

W660 x D655 x H865mm

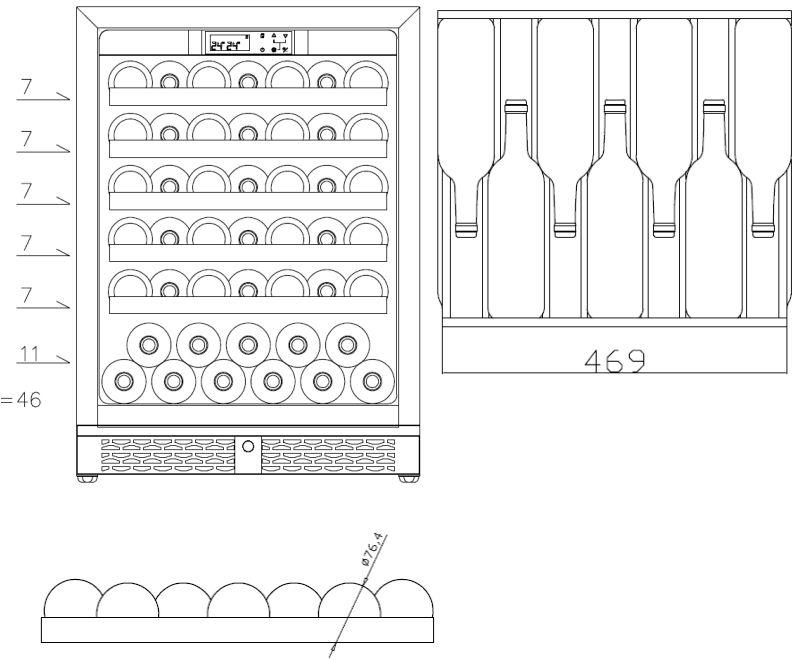
45(kg)



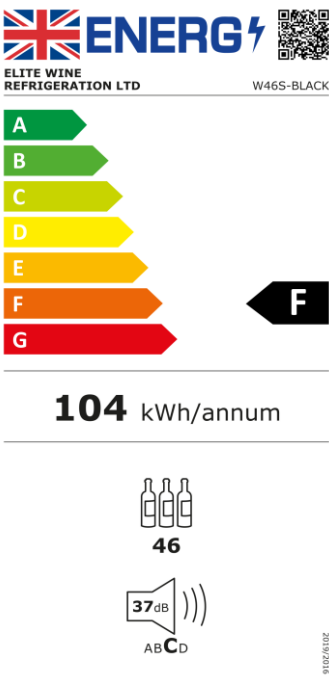
**Minimum ambient temperature
for which the refrigerating
appliance is suitable is 16 °C**

**Maximum ambient temperature
for which the refrigerating
appliance is suitable is 32 °C**

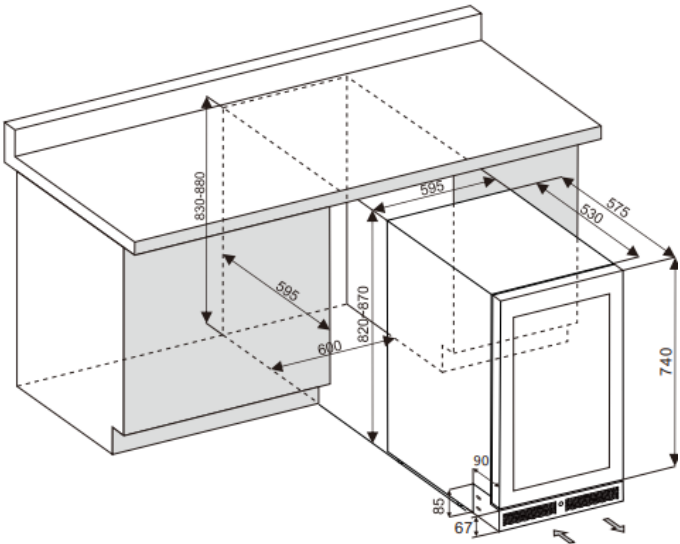
Bottle Loading



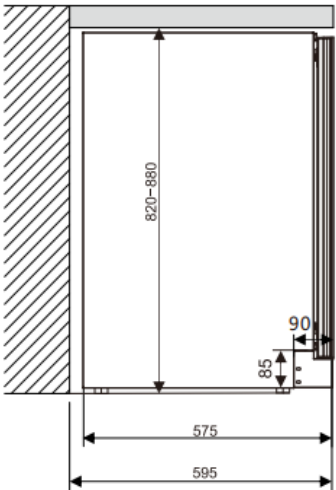
Energy Label



Installation Diagrams



Side View



Front View

Top View

