

# CELLA

## W39D BLACK




Appliance Designation	Wine Storage
GTIN	5061068710015
EEL Class	G
Rated EEL	152
Noise Level dB(A)	38
Noise Class	C
Rated annual energy consumption	127 (kWh/annum)
Climate Class	N
Compressor	Embraco Inverter Compressor
Refrigerant	R600a
Fan Assisted Cooling	Yes
Ventilation Required	Plinth Ventilation
Temperature Range	Upper: 5-20°C / Lower: 5-20°C
Zone Type	Dual Zone
Defrosting Type	Manual
Installation	Freestanding/Built-in
Door	Black glass door / 2 layer Low-E glass
Door Handle	Recessed Handle
Door Open Direction	From left side
Reversible Door	Yes
Door-Open Alarm Function	Yes
Lock	Yes
Capacity (L)	119
Standard Storage Quantity	39 Bottles
Shelves	4pcs beech wood shelves
Shelf Type	Telescopic - 80% extendable
Light	Warm White LED - 4000K
Auto. Lighting Function	Included
Control	LCD Touch Control Panel
Control Display Colour	White
Charcoal Filter	Included
Carbon Filter	Yes - replace every 12 months
Heating Ability	Yes
Internal Humidity	50-85%
Vibration Free	Yes
Power Lead Length	1.5m
Adjustable Feet	Yes - 70mm
Warranty	3 Years Parts & Labour

### Body Dimension / Weight

W595 x D570 x H820mm  
44(kg)

### Packing Dimension / Weight

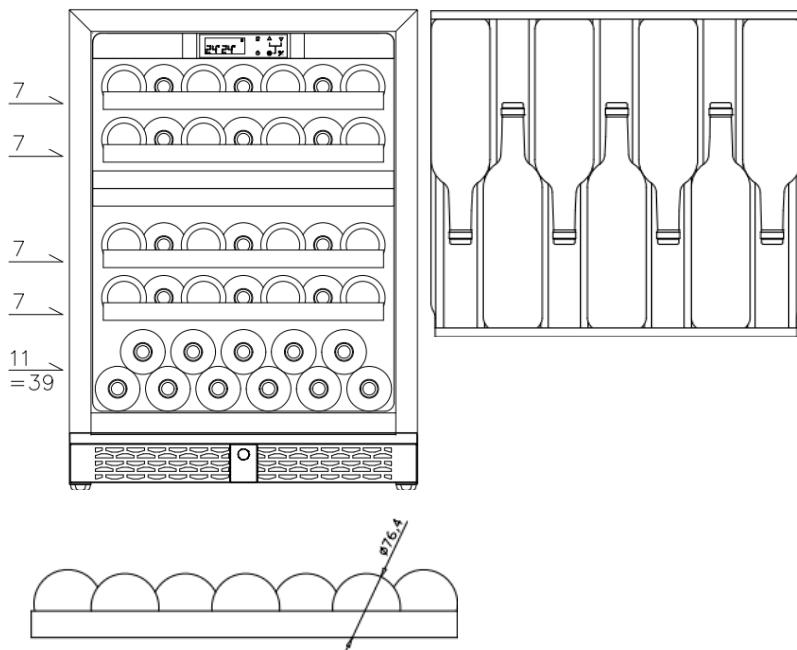
W660 x D655 x H865mm  
47(kg)



**Minimum ambient temperature  
for which the refrigerating  
appliance is suitable is 16 °C**

**Maximum ambient temperature  
for which the refrigerating  
appliance is suitable is 32 °C**

## Bottle Loading



## Energy Label

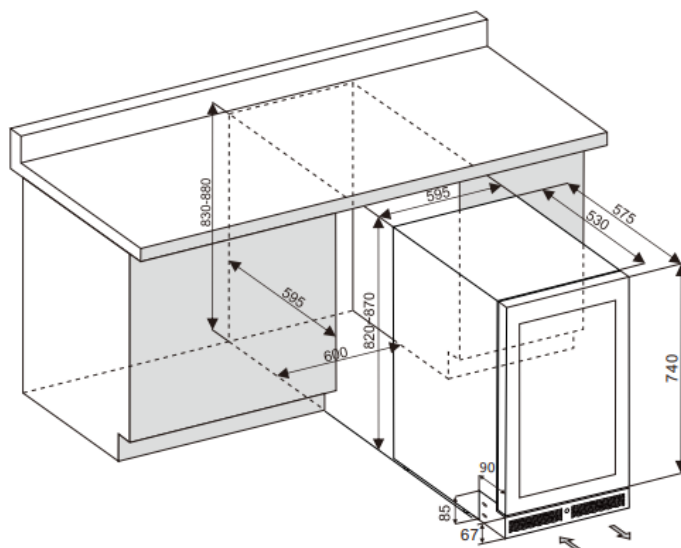


**127** kWh/annum

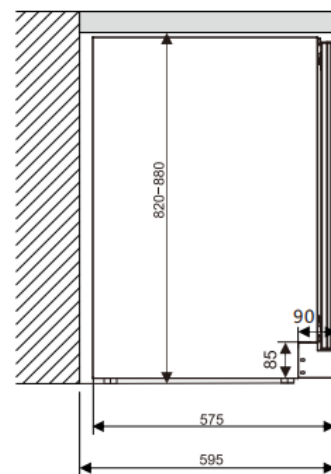


910015102

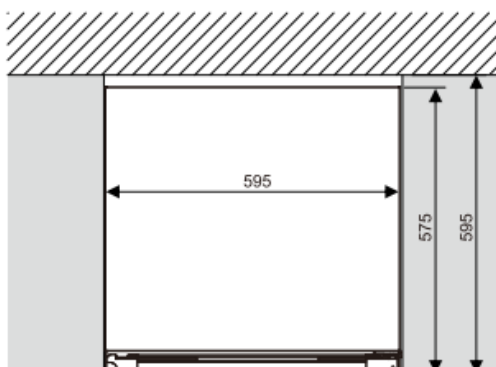
## Installation Diagrams



Side View



Top View



Front View

