

# CELLA

## FWS163 BLACK



Appliance Designation	Wine Storage
GTIN	5061068710084
EEL Class	G
Rated EEL	149.3
Noise Level dB(A)	39
Noise Class	C
Rated annual energy consumption	156.69 (kWh/annum)
Climate Class	N
Compressor	Embraco Inverter Compressor
Refrigerant	R600a
Fan Assisted Cooling	Yes
Ventilation Required	Plinth Ventilation
Temperature Range	5-20°C
Zone Type	Single Zone
Defrosting Type	Manual
Installation	Freestanding / Built-in
Door	Black glass door / 2 layer Low-E glass
Door Handle	Recessed Handle
Door Open Direction	From left side
Reversible Door	Yes
Door-Open Alarm Function	Yes
Lock	Yes
Capacity (L)	388
Standard Storage Quantity	161 Bottles
Shelves	15pcs beech wood shelves
Shelf Type	Telescopic - 80% extendable
Light	Warm White LED - 4000K
Auto. Lighting Function	Included
Control	LCD Touch Control
Control Display Colour	White
Charcoal Filter	Included
Carbon Filter	Yes - replace every 12 months
Heating Ability	Yes
Internal Humidity	50-85%
Vibration Free	Yes
Power Lead Length	1.5m
Adjustable Feet	Yes - 25mm
Warranty	3 Years Parts & Labour

### Body Dimension / Weight

W595 x D710 x H1720mm  
92(kg)

### Packing Dimension / Weight

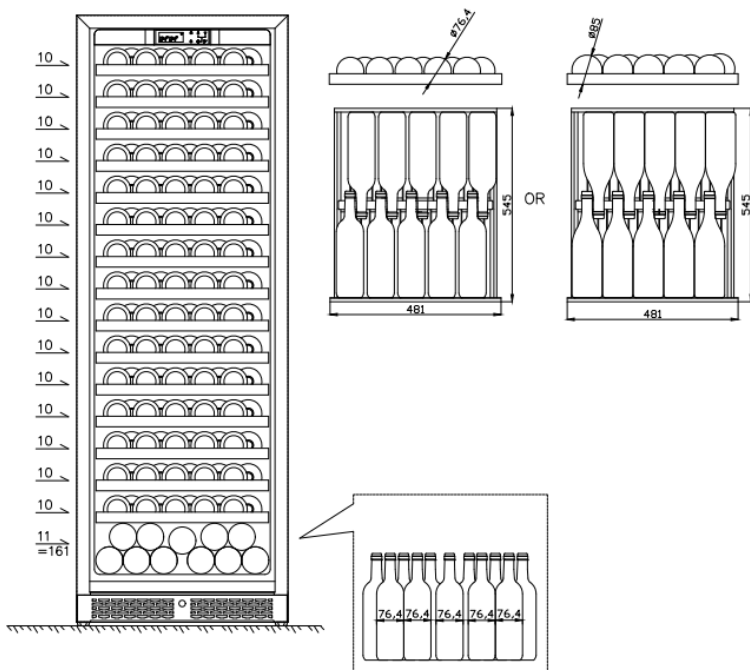
W645 x D780 x H1890mm  
97(kg)



Minimum ambient temperature  
for which the refrigerating  
appliance is suitable 16°C

Maximum ambient temperature  
for which the refrigerating  
appliance is suitable 32°C

## Bottle Loading



## Energy Label

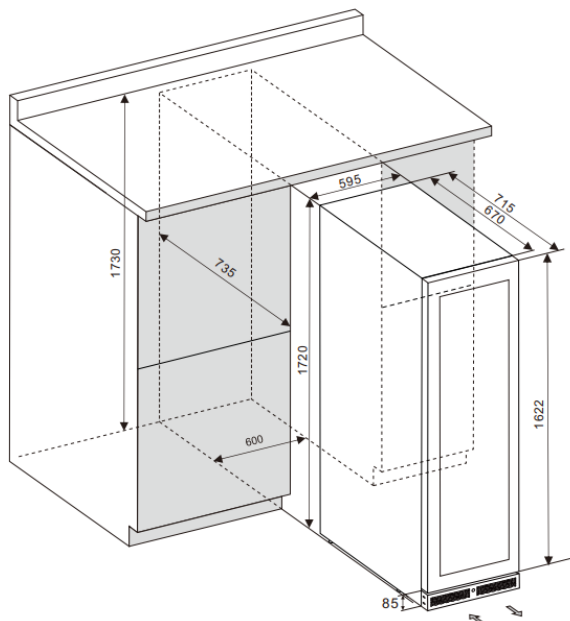


**154** kWh/annum

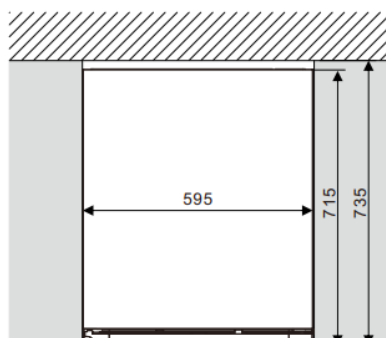


9102/03/02

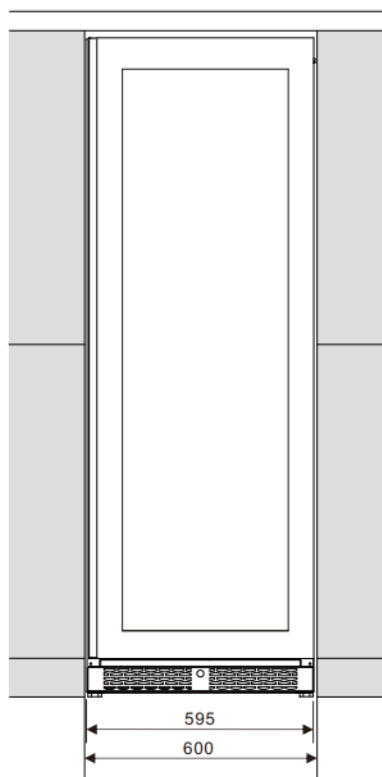
## Installation Diagrams



Top View



Front View



Side View

